

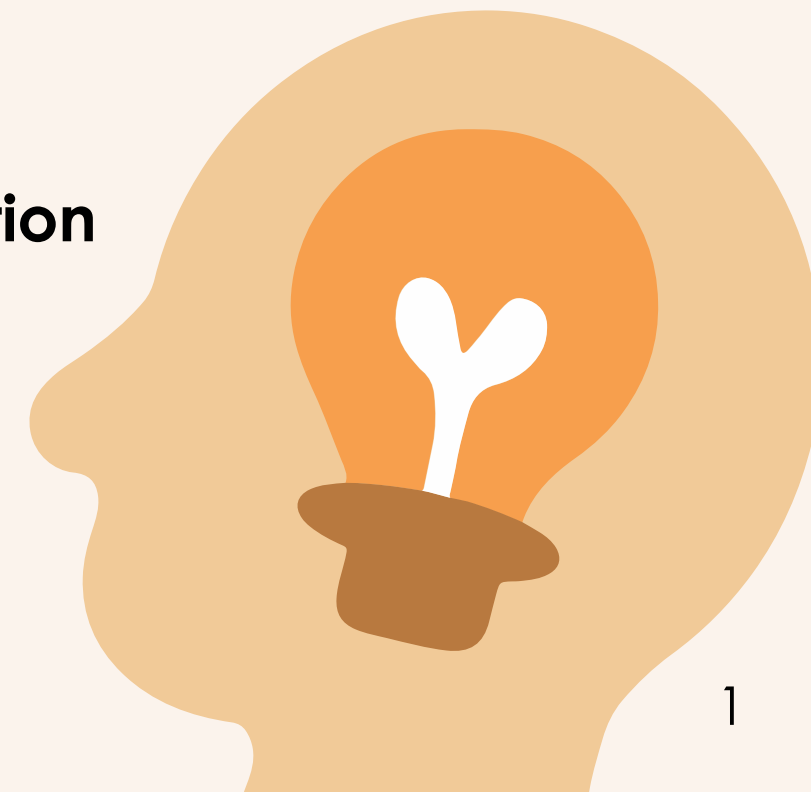


Learning and Teaching Materials on the “SOW Your Discovery” Multimodal Composition Contest

Primary Level



© English Language Education Section
Curriculum Development Institute
Education Bureau
HKSAR, 2025
All rights reserved





Contents

1. SOW Campaign 2025/26 & "SOW Your Discovery" Multimodal Composition Contest
2. What Is a Multimodal Text?
3. Planning Your Sharing
4. Creating Your Multimodal Text
5. Deadlines and Reminders

Part 1

SOW Campaign 2025/26 & “SOW Your Discovery” Multimodal Composition Contest



SOW Campaign 2025/26

Themes and Sub-themes

Overarching Theme

SOW the Reading Seed – Discover as You Read

- Books help you see the bright side.
- Read more, enjoy more, think more, learn more.

Sub-themes

Dream Big, Read Bigger

- Reading helps you discover your talents and explore new worlds.

Wisdom Unites, Stories Connect

- Books bring friends together.
- Stories teach us to care and share.



“SOW Your Discovery” Multimodal Composition Contest

The “**SOW Your Discovery**” **Multimodal Composition Contest** (the Contest) is organised under the Campaign on “Promoting Positive Values and Attitudes through English Sayings of Wisdom 2025/26” (SOW Campaign 2025/26).

Read a book, unleash your creativity and **tell us your discovery journey** in the form of a multimodal text!



Entry Requirements

To enter the Contest, you have to **create a multimodal text** about your discovery journey inspired by a book you have read. In the multimodal text, you will have to share about:

- the **book** that inspired you
- a **Saying of Wisdom (SOW)** taken from the book
- your **discovery** from the book

Submission requirements

Division	Text-based Formats	Video-based Formats
Lower Primary Parent-child Division (Primary 1-3)	80-120 words	1-2 minutes
Upper Primary Division (Primary 4-6)	120-160 words	2-3 minutes



Part 2

What Is a Multimodal Text?



What Is a Multimodal Text?

A multimodal text **uses more than one way to tell a story or share information.**

“Multi” means “**many**”, and “modal” means “**ways**”. Many multimodal texts do not only use **words** but also **pictures**, **videos**, **sounds**, or **designs** to help you understand and enjoy them more.

Here are a few common examples:

- A **digital story**:
words + **illustrations** + **narration**
- A **comic strip**:
captions + **drawings** + **speech bubbles**
- A **website**:
words + **photos** + **videos** + **layout designs**
- An **animated video**:
subtitles + **animations** + **voice-over** + **music**
- A **song**:
lyrics + **music**



Can you name a few more multimodal texts? Find out more examples on the next slide!



Examples of Multimodal Texts

Text-based Formats


- We **read** them
- Use mostly words



Storybooks



Recipes



Comics



Posters



Diagrams & Graphs

Both formats



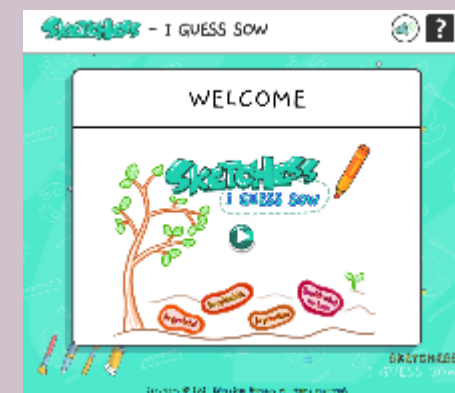
Blog posts



Webpages



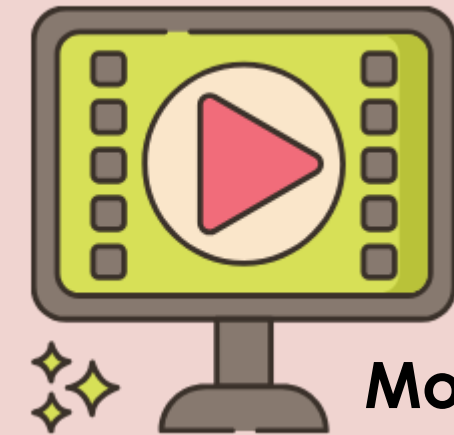
Digital stories /
e-Books



Educational
games

Video-based Formats

- We **watch/listen** to them
- Use mostly moving pictures or sounds



Movies &
Animations



Recorded
performances



Music videos /
Songs

Part 3

Planning Your Sharing

- Find an Inspiring Book
- Prepare Your Message





Find an inspiring book



There are many wonderful books around you, waiting to be discovered. Visit your school library and English book corners, or explore an online reading platform.

Choose an English book that interests you, and start reading!

After reading, think about these questions:

- Did you **enjoy** the book?
- Did you **discover** or **learn something new**?
- Do you want **more people to read** it?

If your answers are all “**YES**”, then you have found the perfect book for the “SOW Your Discovery” Multimodal Composition Contest!



Tips for Teachers



Set up a book corner in the classroom, school library or English Room. Display fiction and non-fiction books that echo the theme and/or sub-themes of the SOW Campaign 2025/26 (see **slide 4**).

Prepare your message

Your message in your multimodal text **must include these three key elements:**

- A. Your Book Inspiration
- B. The Saying of Wisdom
- C. Your Discovery Journey



A. Write Your Book Inspiration – Explain Your Choice

Think about what the book is about and **explain why you have chosen it.**

These questions may help you:

- What is the **title of the book**?
- What is the book about? Can you write a **short summary or gist** of the book? (learn more about gists on the next slide)
- **Why have you chosen the book?** What makes it special or interesting?



A. Write Your Book Inspiration – the Gist of the Book


You may want to let your audience (the people who will read, watch or listen to your multimodal text) know **what your book is about**. Here are some questions that can help you write the gist of a book.



Keep your gist short – the focus of your text should be your discovery!

5Ws 1H

- **Who** is the main character of the story?
- **Where** and **when** does the story take place?
- **What** is the main problem (conflict)? **Why** does it happen?
- **What** is the turning point (climax) of the story?
- **How** is the conflict solved? **How** does the story end?
- **What** lesson can we learn from the story?



- **What** is the main idea or topic of the book?
- **Who** is the key person in the book?
- **What** are the key facts, events or ideas presented in the book?
- **When** and **why** did these events happen?
- **Why** is this topic or person important? **How** does it relate to us today?

B. Find an inspiring Saying of Wisdom (SOW)

Now you will also have to **find a Saying of Wisdom (SOW)** to include in your multimodal text. The SOW must be **a quote taken from your chosen book.**

When looking for an inspiring SOW, think about these questions:

- Does the SOW **echo the theme and/or sub-themes of the SOW Campaign 2025/26** (see slide 4)?
- Can the SOW **help you share your main message clearly**?
- Is the SOW **interesting or easy to remember**? Will it make your audience remember your message better?
- What does the SOW **mean to you**? What does it remind you of?

Tips for Teachers




Create a **Wisdom Wall** in your classroom to showcase your students' favourite sayings from books. Encourage thoughtful reading and reflection by inviting students to explain how these sayings inspired them.

C. Describe Your Discovery Journey

Time to tell your audience about **your discovery** from reading the book. Every good book can be like **a mirror** and **a window**.

- A **mirror** shows you something familiar – something you already know.
- A **window** opens your mind to something new and exciting – your discovery.



Write down your discoveries from the book. For each one, ask yourself: **Is this a mirror or a window?**

Tips for Teachers



- **Discuss with students** the mirrors and windows they have found in a book.
- **Encourage sharing** in pairs or small groups.
- **Use simple language** and **examples** students can relate to.
- Provide support with **sentence starters** like “I feel...” or “I learnt...”

C. Describe Your Discovery Journey

Mirror



These questions can help you connect the book with your own experiences:

- Did anything in the book **remind you of your own life or experiences**?
- Have you **felt the same way** as a character in the book?
- Have you **done the same things** as a character in the book did?

Window



These questions can help you find out what your discovery is:

- Did the book **show you something new**? (e.g. another culture, a new concept, a new experience)
- **What did you learn** from the book?
- How did the book **inspire or even change you**?

Part 4

Creating Your Multimodal Text

- Example 1: A Comic Strip
- Example 2: An Animated Video
- Example 3: A Blog Entry
- Example 4: A Digital Story



Example 1: A Comic Strip (*Stone Soup*)

You have just read the story *Stone Soup*, and you love it! You want to **share with your friends what you have learnt**. That is why you have decided to enter the “SOW Your Discovery” Multimodal Composition Contest. You plan to **create a comic strip** to express your ideas in a creative way.



First, let's prepare the sharing content.

A. My Book Inspiration

Example:

Book title:

Stone Soup

Reason for choosing this book (the main message):

The story taught me that


sharing brings people

together.

Example 1: A Comic Strip (*Stone Soup*)

A. My Book Inspiration

Here is what the book is about. Use the information to write a gist. Remember to keep it short!



5Ws 1H

- **Who** is the main character of the story? *Three monks*
- **Where** does the story take place? *A village*
- **What** is the conflict? *People won't share.*
- **What** is the climax of the story? *The monks start making soup with stones. The curious villagers all add a little food.*
- **How** does the story end? *They make a big pot of soup together.*

Example:

Three monks visit a village where people won't share. To help the villagers discover the joy of sharing, they start making soup with stones. The curious villagers all add a little food. Finally, they make a big pot of soup together.

Example 1: A Comic Strip (*Stone Soup*)

B. A Saying of Wisdom (SOW) taken from the book

Here are a few of your favourite sentences taken from *Stone Soup*. Which sentence will you include in your comic strip as your SOW?

“The soup grew richer and smelt more delicious.”



“Sharing makes us all richer.”



“With the gifts you have given, we will always have plenty.”



Think about these questions:

- Which SOW **echoes the theme and/or sub-themes** (see slide 4)?
- Which SOW is **the most meaningful** to you?
- Which SOW is **the most related to your main message**?
- Which SOW is the most **interesting** or **easy to remember**?

Example 1: A Comic Strip (*Stone Soup*)

B. A Saying of Wisdom (SOW) taken from the book

You have chosen this SOW. Write the SOW and a short sentence about the SOW in the blanks provided.

“Sharing makes us all richer.”



You have chosen this SOW because:

- it echoes the sub-theme “**unity**”
- it is related to your main message “**sharing brings people together**”
- it is **short** and **easy to remember**

Example:

● **Selected SOW:** “Sharing makes us all richer.”

● **The SOW means that:**

the more we share with others, the more joy and friendship we create together.



Example 1: A Comic Strip (*Stone Soup*)

C. My Discovery Journey

Here are some important discoveries you have made from reading *Stone Soup*. Find the **mirrors** first and write them in the blanks provided.

Sharing makes people happy. The villagers became happier when they shared.

I will try to share more every day.

Sometimes I am selfish like the villagers.

Yesterday, Dad asked me to share my favourite pens with my sister. I felt upset.



Which sentence is about:

- a **past experience**?
- **similar feelings you have had** or **similar things you have done** as a character in the story?

Mirror

Example:

- Sometimes I am selfish like the villagers.
- Yesterday, Dad asked me to share my favourite pens with my sister. I felt upset.

Example 1: A Comic Strip (*Stone Soup*)

C. My Discovery Journey


Which of the following are **windows**? Write them in the blanks provided.

Sharing makes people happy. The villagers became happier when they shared.

I will try to share more every day.

Sometimes I am selfish like the villagers.

Yesterday, Dad asked me to share my favourite pens with my sister. I felt upset.



Which sentence is about:

- **something you have learnt**
- how the story **inspired** or **changed you**



Window

Example:

- Sharing makes people happy.
The villagers became
happier when they shared.
- I will try to share more every
day.

Example 1: A Comic Strip (*Stone Soup*)

Now, let's arrange the sharing content. This is an example of how the sharing content can be divided into **4 panels (parts)**.



Learn more about what **panels** are on slide 27!

Panel 1:

Stone Soup taught me that sharing brings people together. In the story, three monks visit a village where people won't share. To help the villagers discover the joy of sharing, they start making soup with stones. The curious villagers all add a little food. Finally, they make a big pot of soup together.

Book Inspiration

- Book title
- Reason for choosing the book
- Gist of the book

Panel 2:

Sometimes I am selfish like the villagers. Yesterday, Dad asked me to share my favourite pens with my sister. I felt upset.

Discovery Journey

- Mirrors

Example 1: A Comic Strip (*Stone Soup*)

Panel 3:

However, the story helped me understand that sharing makes people happy. The villagers became happier when they shared.

Discovery Journey

- Windows

Panel 4:

"Sharing makes us all richer." The more we share, the more joy and friendship we create. I will remember this and try to share more every day.

(120 words)

Saying of Wisdom (SOW)

- The SOW
- Meaning of the SOW
- Conclusion: windows



There are many different ways to organise your text. You can also **have fewer or more panels** if you want.

Example 1: A Comic Strip (*Stone Soup*)

Create your multimodal text

Draw pictures and create your comic strip!

Panels are boxes that hold each part of the story. They show one scene or moment at a time. This example has four panels. Each panel usually has **drawings** and **words**.

Narration / Captions are words outside the speech bubbles that give extra information.

Stone Soup taught me that sharing brings people together.



In the story, three monks visit a village where people won't share. To help the villagers discover the joy of sharing, they start making soup with stones. The curious villagers all add a little food. Finally, they make a big pot of soup together.

Onomatopoeia are words that describe sounds, e.g. bang, meow.




Sometimes I am selfish like the villagers. Yesterday, Dad asked me to share my favourite pens with my sister. I felt upset.

Example 1: A Comic Strip (*Stone Soup*)



However, the story helped me understand that sharing makes people happy. The villagers became happier when they shared.



The more we share, the more joy and friendship we create. I will remember this and try to share more every day.

"Sharing makes us all richer."


Speech or Thought Bubbles show what a character is saying or thinking.

The saying "Sharing makes us all richer." is a **metaphor**. Sharing does not help people make more money, but it brings more joy.

Images generated by Copilot.



You can try out different layouts and speech/thought bubble designs to create special effects!



Learn more about **metaphors** on slide 39!

Example 1: A Comic Strip (*Stone Soup*)


Stone Soup taught me that sharing brings people together.



In the story, three monks visit a village where people won't share. To help the villagers discover the joy of sharing, they start making soup with stones. The curious villagers all add a little food. Finally, they make a big pot of soup together.




Sometimes I am selfish like the villagers. Yesterday, Dad asked me to share my favourite pens with my sister. I felt upset.



However, the story helped me understand that sharing makes people happy. The villagers became happier when they shared.

"Sharing makes us all richer."



The more we share, the more joy and friendship we create. I will remember this and try to share more every day.

Images generated by Copilot.

Example 2: An Animated Video (*Stone Soup*)

Create an animated book review

Here is another example of how your sharing can be presented in a video-based format – an **animated video**.

Link to the video:

<https://edbgovhk.sharepoint.com/:v:/s/elepri/EdOI3QhlcEpEpLQ5Pxrr4m0BAmVXgqFLkX8lf-pwyBYhiw?e=rmpx4T>

Here are some audio and visual elements used in the example:



1. Voice-over narration is used throughout the video. You can **record your own narration** and insert it to your video.

2. Sound effects are sometimes used to help the audience understand better, e.g. the **crying sounds** at 00:36 of the video.

Example 2: An Animated Video (*Stone Soup*)



3. Background music can improve the **atmosphere**, e.g. the Chinese instrumental music from 00:12 – 00:30 of the video creates a story setting in China. The music is usually soft and does not distract the audience from the narration.



an animated illustration



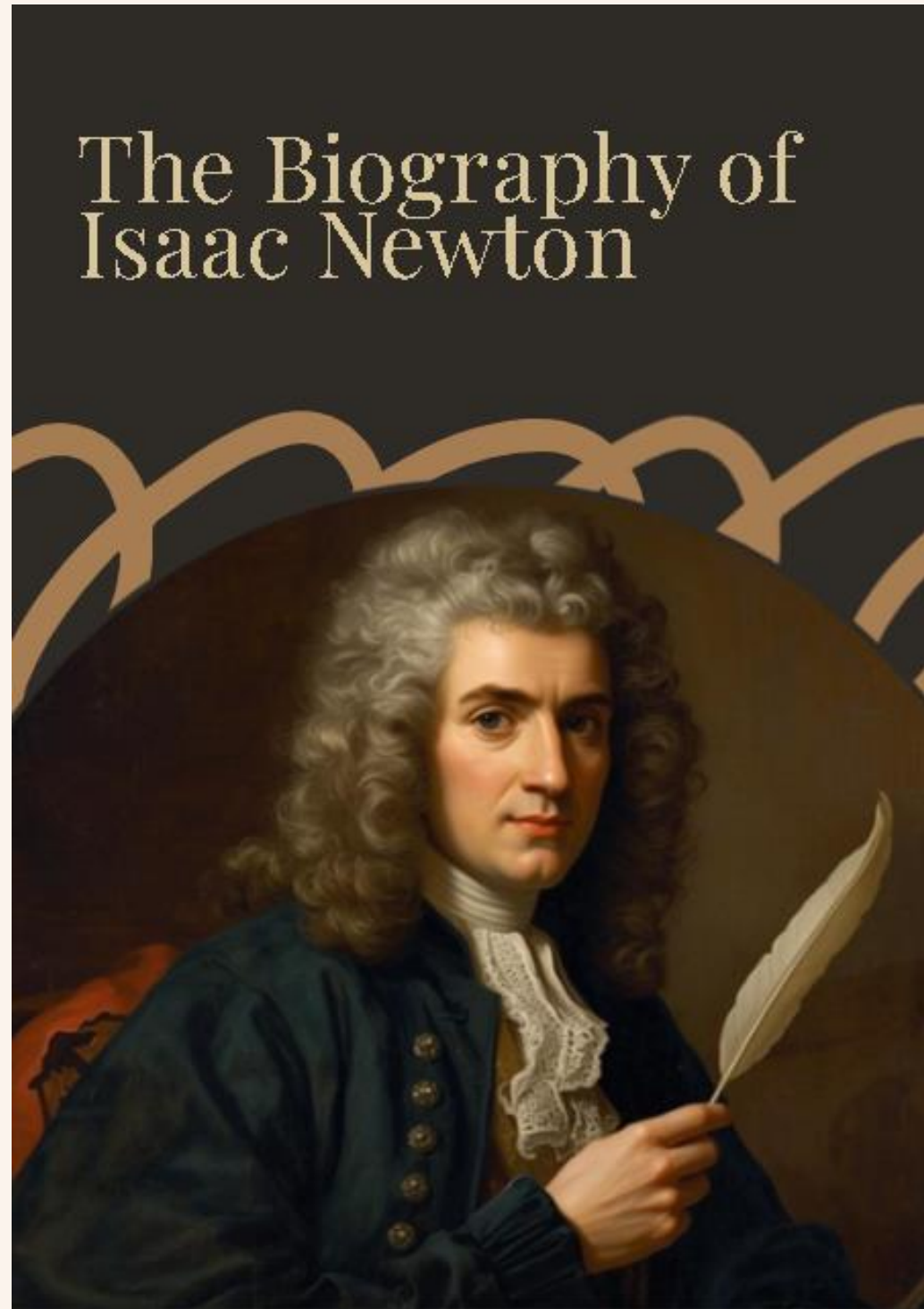
a real photo

4. Pictures (e.g. drawings, illustrations, photos) are used throughout the video to tell your message. They can be animated to make the video more interesting.




5. Text can be added to **highlight important messages**, e.g. the SOW shown at the end of the video.

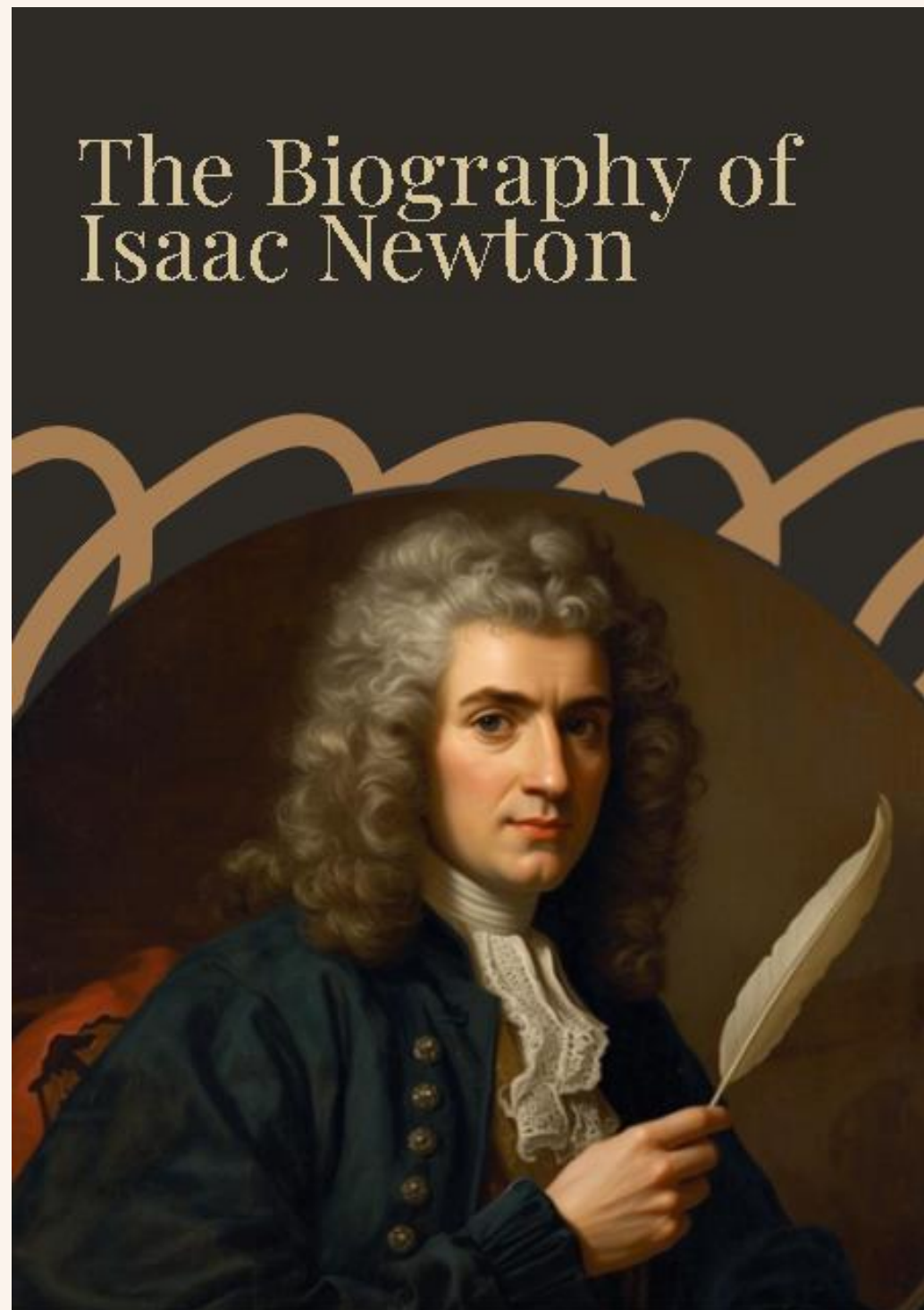
Example 3: A Blog Entry *(The Biography of Isaac Newton)*



I've just finished reading *The Biography of Isaac Newton* and really enjoyed it! Now, I'd like to join the "SOW Your Discovery" Multimodal Composition Contest to share what I've learnt from his amazing life and groundbreaking ideas.




Example 3: A Blog Entry *(The Biography of Isaac Newton)*



A. My Book Inspiration

Book title:

The Biography of Isaac Newton



Reason for choosing this book:

I chose this book because I wanted to learn more about Isaac Newton, who discovered so many amazing things. His saying, “What we know is a drop, what we don’t know is an ocean”, inspired me to keep asking questions and exploring the world with curiosity, just like he did.


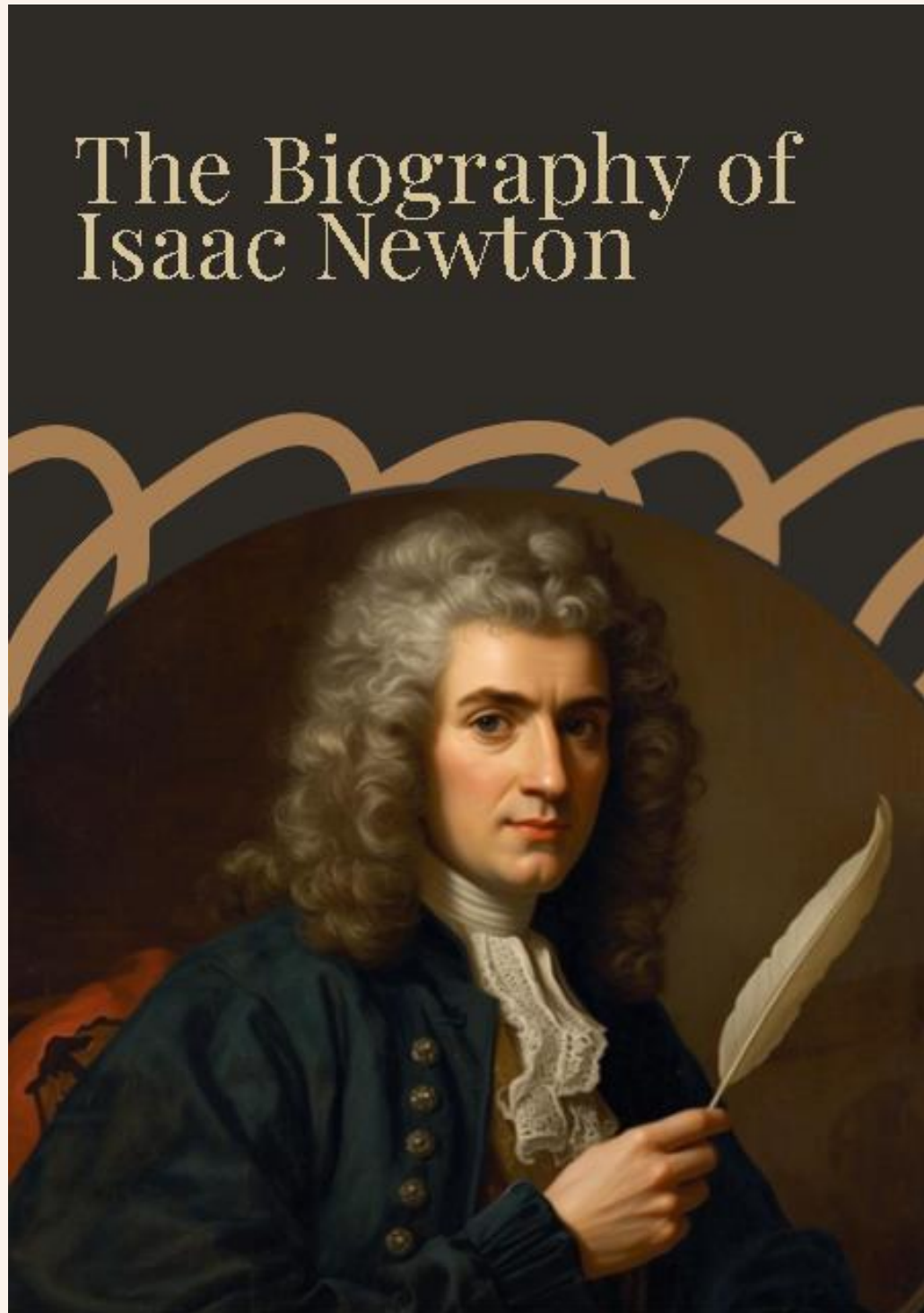
Example 3: A Blog Entry *(The Biography of Isaac Newton)*

B. The SOW taken from the book


“What we know is a drop, what we don’t know is an ocean”

What does it mean?

This quote means that what we understand now is only a tiny drop of water, while what we don’t know is like a vast ocean. It reminds me there is always more to discover. It also inspires me to keep learning, just like Isaac Newton did.




Example 3: A Blog Entry *(The Biography of Isaac Newton)*



C. My Discovery Journey


After reading *The Biography of Isaac Newton*, Billy learnt many new things and was inspired by Newton's curiosity and determination. He used the ideas of "a mirror and a window" to talk about what he discovered. He also hopes his story will inspire others to stay curious and keep learning.




You may refer to slides 16-17 for the ideas of "a mirror and a window".



Mirror – Connecting Isaac Newton's story with Billy's experiences



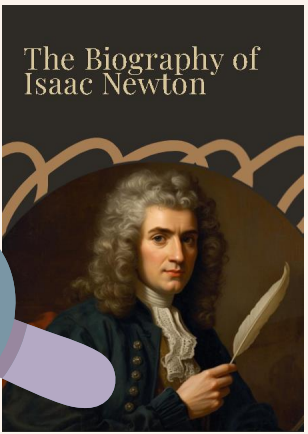
Isaac Newton was curious about how things work.




I enjoy exploring how things work, just like Newton did.

Curiosity is powerful. Even small questions can lead to big discoveries.

Example 3: A Blog Entry *(The Biography of Isaac Newton)*



C. My Discovery Journey

 You may refer to slides 16-17 for the ideas of “a mirror and a window”.



Window –Billy’s discovery


Isaac Newton kept asking questions and never stopped learning.

Before reading this biography, I was too shy to speak up in class and afraid that my questions might be wrong.



Inspiration:
Newton’s story showed me that even great minds start with simple observations.

Change:
I feel more confident to share my thoughts and ask questions.




Isaac Newton didn’t give up, even when things were hard.



Inspiration:
I have learnt not to give up, even in difficult times.

I hope Newton’s story and my experience can encourage my schoolmates to be brave, ask questions, and keep learning.

Example 3: A Blog Entry *(The Biography of Isaac Newton)*





SOW My Discovery
Curiosity, Perseverance, and Lifelong Learning

30 October 2025

A Drop of Knowledge, An Ocean of Discovery

I would like to share a book – *The Biography of Isaac Newton*. Newton was a brilliant scientist with a curious mind. His discoveries were amazing. I love this book because I enjoy exploring how things work, just like Newton did.






Newton's saying, "What we know is a drop, what we don't know is an ocean", reminds me there is always more to discover and inspires me to keep asking questions and stay curious.


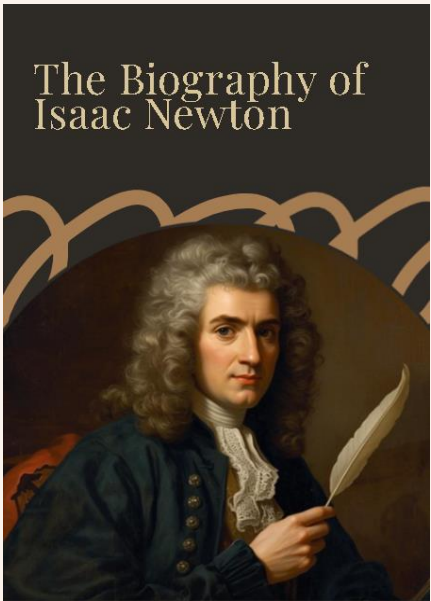
Before reading this book, I was too shy to speak up in class and afraid that my questions might be wrong. However, Newton's story showed me that even great minds start with simple observations. He didn't give up, and I won't either.

Now, I feel more confident to share my thoughts and ask questions. I have learnt that curiosity is powerful and even small questions can lead to big discoveries. I hope my story can encourage my schoolmates to be brave, ask questions, and keep learning.

Posted on 30 October 2025, 4:00 p.m.



This **blog entry** shares how Isaac Newton's story inspired me to be brave and curious. I hope these words **encourage my schoolmates** to ask questions and keep learning. To **make the ideas clearer**, I've included some **special pictures**. After reading, they're welcome to **leave comments** and **share their thoughts**.



Example 3: A Blog Entry (*The Biography of Isaac Newton*)

Looking inside Billy's blog

Title: A Drop of Knowledge, An Ocean of Discovery

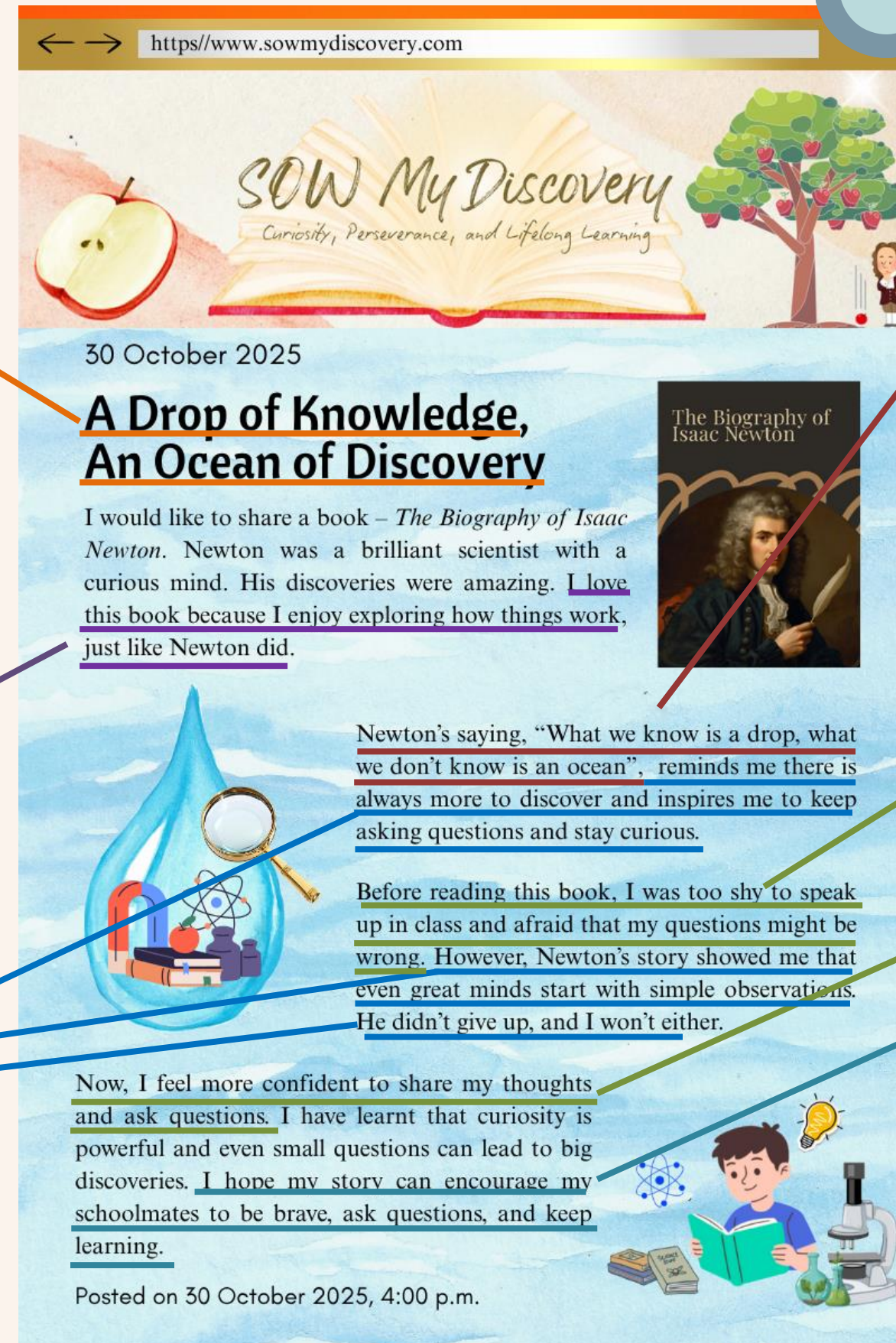
- Billy came up with this title because it shows how learning works. He knows a little, but there is still so much more to discover.

Introduction

- Billy explained that Newton was a great scientist with amazing discoveries and shared why he loves the book.
→ *"I love this book..."*

Billy's discovery

- Billy shared how Newton's story helped him grow.
→ *"Newton's saying, ..., reminds me..."*
→ *"However, Newton's story showed me that ..."*
→ *"He didn't give up, and I won't either."*



Saying of Wisdom: What we know is a drop, what we don't know is an ocean

- Billy used Newton's saying of wisdom to explain that learning is a lifelong journey. There is always more to discover.

Personal experiences

- Billy shared how he felt before and after reading the book.
→ *"Before reading this book, I was too shy..."*
→ *"Now I feel more confident to share..."*

An inspiring message to others

- Billy finished with a message to others:
→ *I hope my story can encourage my schoolmates to be brave, ask questions, and keep learning.*

Example 3: A Blog Entry *(The Biography of Isaac Newton)*

Literary devices

PERSONIFICATION



Giving some human characteristics to something that is not human, such as animals, objects and non-living things

e.g. The school is **overjoyed** when we are back. It **spreads its arms wide** to **welcome** us.

METAPHOR



Making a statement that says one thing is another, without using the words "like" or "as"

e.g. A teacher **is a gardener** who always nourishes and nurtures students, providing the most favourable environment for them to grow and bloom.

ALLITERATION



Repeating the same consonant sounds at the beginning of words that are near each other

e.g. I am thankful to the **tender teachers** who **touch** my heart with their hands of love. They **teach** me to **truly trust** myself and **treasure** my time and **talents**.


HYPERBOLE



Making qualities of people or things stand out by exaggerating them

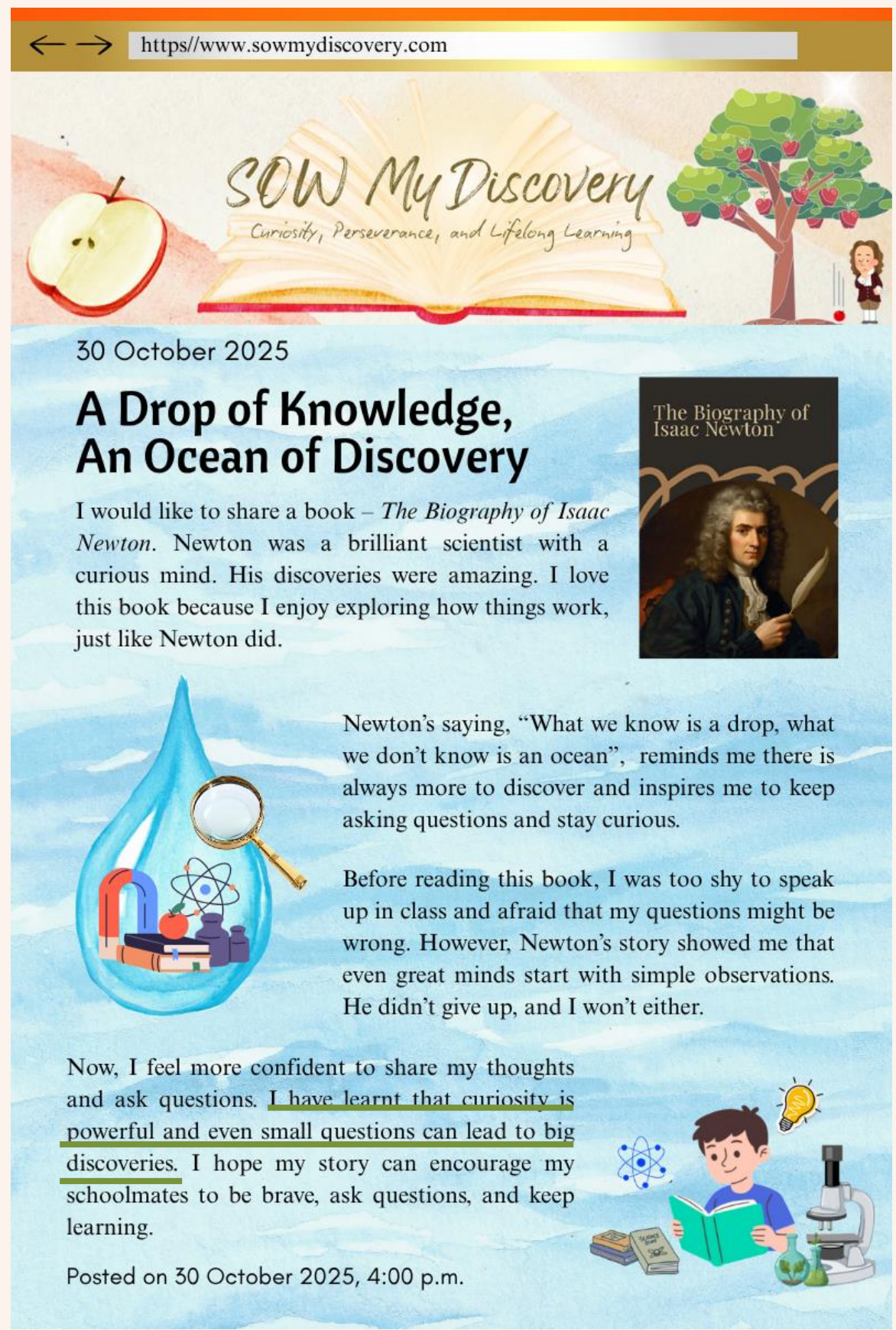
e.g. My class teacher is the best teacher **in the entire universe!** She never fails to tend to our needs even when she **is drowning in work** and has **a million other tasks** to take care of.

I'd like to use some literary devices to express my ideas in a creative way.




Example 3: A Blog Entry *(The Biography of Isaac Newton)*

The creative use of language in Billy’s blog



METAPHOR



Making a statement that says one thing is another, without using the words “like” or “as”



Billy’s original sentence:

“I have learnt that curiosity is powerful and even small questions can lead to big discoveries.”

Billy changed the sentence with the use of metaphor:

“I have learnt that **curiosity is a key** that unlocks the door to big discoveries.”

Billy compares curiosity to a **key**. This shows that asking questions can **unlock new ideas**, just like a key opens a door.

Example 3: A Blog Entry *(The Biography of Isaac Newton)*

Exploring the graphics created by Billy

Newton under an apple tree

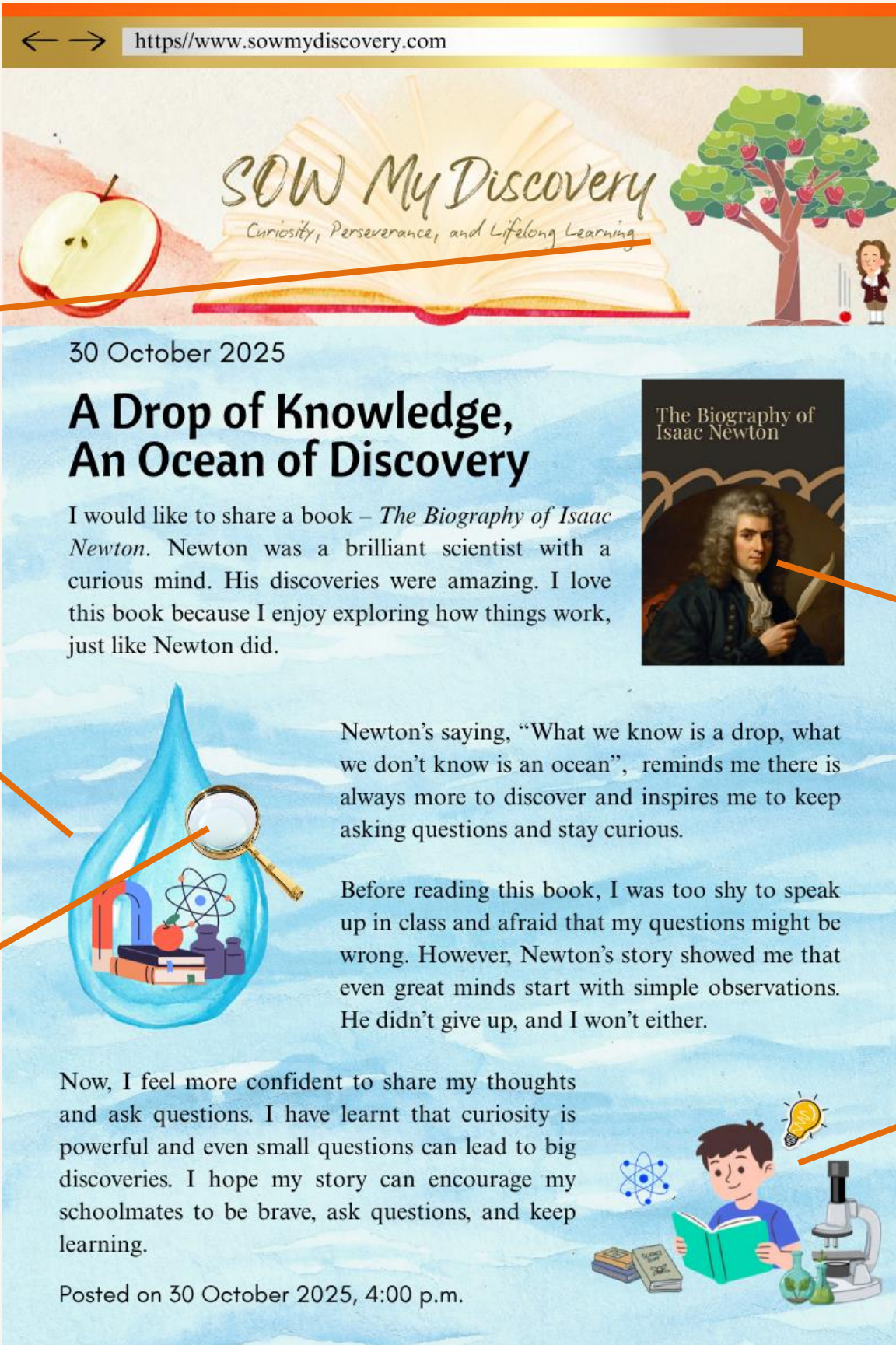
- To show the moment Newton discovered gravity and help the audience connect with the book

A water drop filled with science books and items, floating in front of an ocean background

- To present the theme

A magnifying glass near the drop

- To show looking closely and exploring ideas




Book cover

- To present the book I would like to share

Billy reading a book, with science tools and objects around him

- To show Billy learning and reflecting deeply

I used pictures to tell my story and make my blog entry more meaningful. Each picture shows part of my learning journey and feelings.



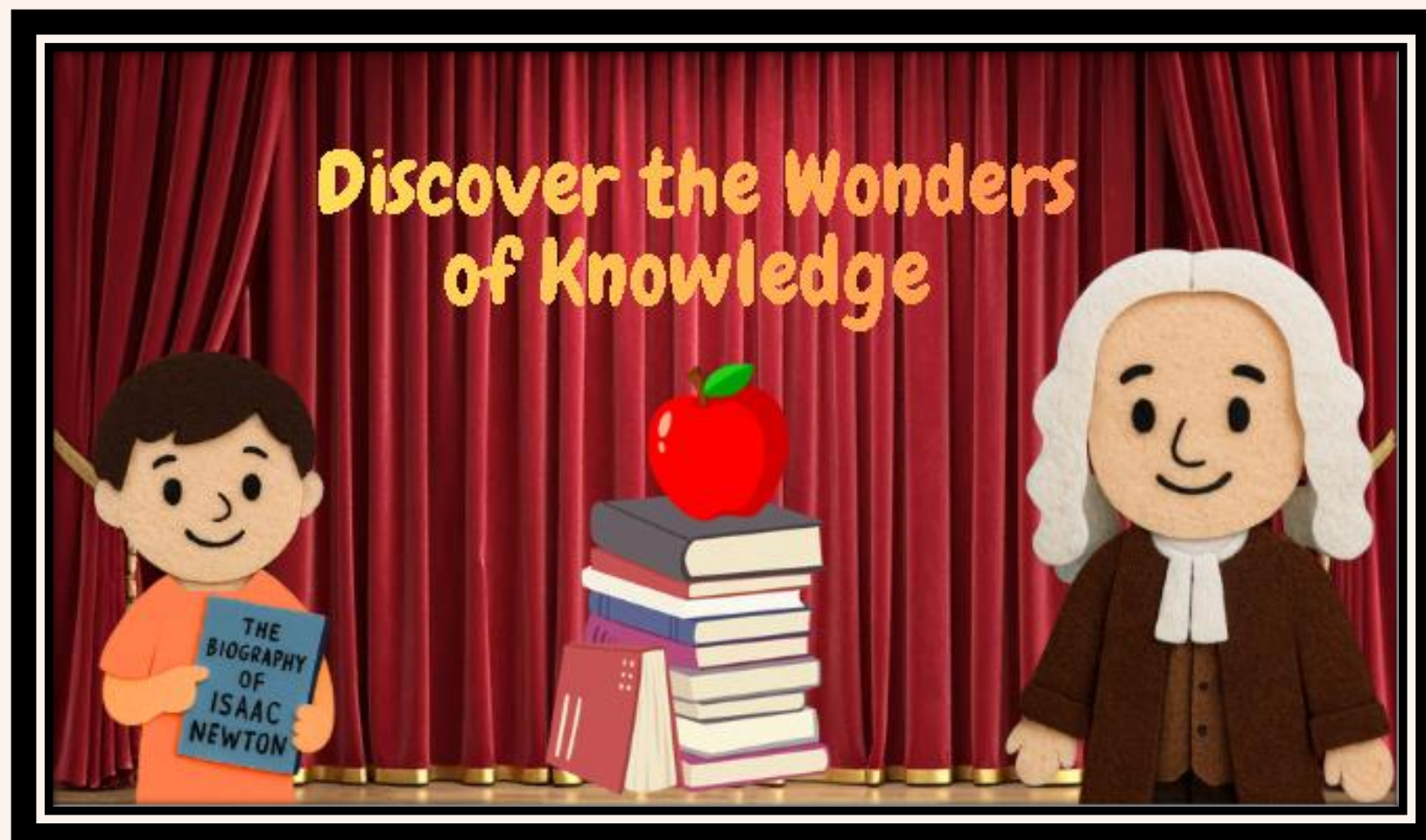
Example 4: A Digital Story *(The Biography of Isaac Newton)*

Create a digital story to share your discovery


Here is another example of how Billy presented his sharing in a video-based format – an **animated digital story** about Isaac Newton and Billy himself.

Link to the video:

<https://edbgovhk.sharepoint.com/:v:/s/elepri/EbfETYwtptJBm1h65fTFqLYB8OWSBMVcrINX6EzltNbubg?e=jRSuqN>



I plan to create a digital story, and puppetry theatre will help me present my ideas in a fun way. I can make Newton appear as one of the characters, show the apple falling, and share what I've discovered with everyone!



Example 4: A Digital Story (*The Biography of Isaac Newton*)

How to create an attractive title screen

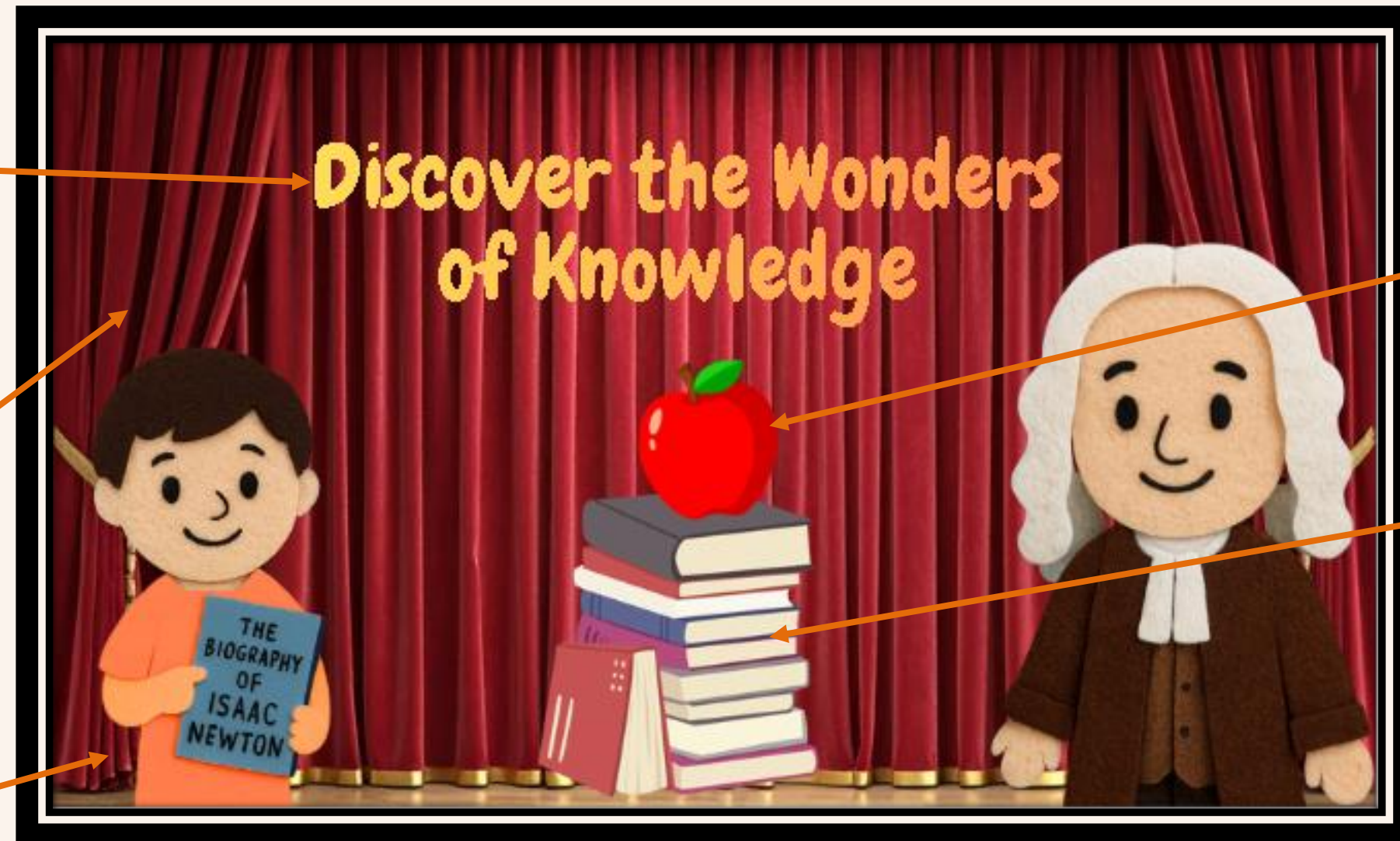
For example:



What is the purpose of the title screen?

- To grab audience's attention, show the main idea, and make viewers want to watch the video

- The title *Discover the Wonders of Knowledge* tells the audience what the story is about.
- The curtain makes the stage look like a real theatre and gives the feeling of a performance.
- Billy is part of the story to help the audience connect with it.



- The apple represents Isaac Newton's famous discovery of gravity.
- The pile of books reminds the audience that learning leads to amazing discoveries.

Example 4: A Digital Story *(The Biography of Isaac Newton)*

The use of graphics to present ideas in different scenes

Scene: The boy interacts with Newton

This scene captures a magical moment where the boy meets Isaac Newton in his bedroom. It surprises the audience with the unexpected appearance of a historical figure in a modern setting.



Scene: Apple trees with falling apples

This scene brings Newton's famous question about gravity to life. The falling apples make the concept of gravity clear and easy to understand.




Scene: A book carried by a water drop to the ocean

This scene represents the boy's words, "Every book I read feels like adding a drop of knowledge to a big ocean." It shows how small pieces of learning add up to something big.



Scenes: A water drop with a book and animated formulas

This scene explains the saying, "What we know is a drop, what we don't know is an ocean". The water drop represents what we already know, while the animated formulas represent how much we still have to discover.



Example 4: A Digital Story *(The Biography of Isaac Newton)*



Tips for Students



Choosing Background Music and Sound Effects

- Choose music and sound effects that match the theme and mood.

For example:

- Use calm music for reading the gist of the book.
- Insert gentle wave sounds for the water drops and ocean scene.
- Change the music between scenes to make transitions smooth.

Making Characters Speak

- Match the characters' mouth shapes with the sounds they make.
- Change tone and pitch to match the characters:
 - Billy: light and curious voice
 - Newton: calm and wise voice
- Speak slowly for important ideas, e.g. "What we know is a drop..."

Facial Expressions

- Show feelings with simple changes:

For example:

 - Show Newton with bright eyes or a sparkle when he is excited.
 - Smile when Billy feels proud.
- Use animations or drawings to make expressions clear.


Part 5

Deadlines and Reminders



Deadlines and Reminders

- Your entry must be **a multimodal text** with three key elements: **(1) the book inspiration, (2) the Saying of Wisdom, and (3) the discovery journey.**
- You may **use AI tools for non-language elements** (e.g. images, video, audio, visual design). You must declare if AI tools have been used when submitting your work.
- Awards:
 - For schools: the **Active Participation School Award** for schools with 80% or more students participating in the Contest
 - For students: 3 **Outstanding Awards** and 10 **Commendable Awards** for each division
- **Deadline: 6:00 p.m., 13 March 2026 (Friday)**
- Webpage: <http://www.edb.gov.hk/discovery>



Self-assessment Checklist

Content

I have included in my entry...

☐ **My book inspiration**

- the book title
- reasons for choosing the book
- how it inspired me to learn and discover more

☐ **A Saying of Wisdom (SOW)**

- taken from the book
- echoes the theme and/or sub-themes of the SOW Campaign 2025/26

☐ **My discovery journey**

- mirror – something you know
- window – your discovery

Mode

My multimodal text includes...

- ☐ words
- ☐ pictures
- ☐ videos
- ☐ sounds
- ☐ designs

(You should choose two or more items)

